

# ARIZONA COMMISSION ON THE ARTS

## REPORT TO THE GOVERNOR



FISCAL YEAR  
**2023**





IMAGINE AN **ARIZONA** WHERE EVERYONE CAN  
PARTICIPATE IN AND EXPERIENCE THE **ARTS**



*Fantastic Planet installation at Mesa Arts Center, May 2018. Photo by Slaven Gujic, courtesy of Mesa Arts Center.*



## ARTS COMMISSIONERS

Dawn Wallace, Chair, Phoenix  
Dr. Pamela Hall, Vice Chair, Phoenix  
Monica Buckle, Camp Verde  
Ash Dahlke, Bisbee  
Art Harding, Phoenix  
Angelia Hill, Phoenix  
Chelsea Lett, Phoenix  
Regina Ortega-Leonardi, Globe  
Danny Sharaby, Phoenix  
Pats Shriver, Flagstaff  
Colleen Steinberg, Paradise Valley  
Kyung-Lim Turrell, Flagstaff  
John-Peter Wilhite, Tucson

## ARTS COMMISSION STAFF

Jacky Alling, Executive Director, Interim  
Bethanne Abramovich, Director of Operational Projects  
Kesha Bruce, Director of Artist Programs  
Brad DeBiase, Organizational Programs Manager  
Claudio Dicochea, Director of Organizational Programs  
Anastasia Freyermuth, Director of Evaluation and Learning  
Elisa García-Radcliffe, Director of Arts Learning  
Delia Ibañez, Artist Programs Coordinator  
Kim McCreary, Director of Finance and Operations  
Anna Needham (Red Lake Ojibwe), Tribal Relations Manager  
Hanna Spence-Schehr, Organizational Programs Coordinator  
Steve Wilcox, Director of Communications  
Stacey Wong, Operations Associate & Accessibility Coordinator



**Dawn Wallace**

Vice President, Civic Leadership  
Flinn Foundation

Chair  
Arizona Commission on the Arts

## TO THE HONORABLE KATIE HOBBS

December 28, 2023

Dear Governor Hobbs,

I am pleased to submit to you and the people of Arizona the summary report of the Arizona Commission on the Arts for Fiscal Year 2023. This report fulfills the requirements of the act that established the agency (A.R.S. § 41-984).

Fiscal Year 2023 presented enormous opportunity for the Arizona Commission on the Arts, as the state's budget included an historic \$5 million one-time appropriation to the agency. This additional funding—more than was allocated to the agency in the previous two years combined—arrived at a crucial moment.

Arizona's creative workers and nonprofit arts organizations endured especially severe losses of revenue and opportunity due to pandemic-era restrictions on public gathering and travel. Few sectors felt the impact of the pandemic so acutely as the arts sector, and yet, few sectors have proven as innovative, resourceful, and resilient, determined to carry on and dedicated to serving their communities.

In this report you will learn how the Arts Commission strategically invested its FY2023 appropriation for maximum reach and impact, in support of the recovery of this vital sector.

Proud as we are to report on the work and accomplishments of the agency during Fiscal Year 2023, the story we hope you and all Arizonans will take from this document is that of Arizona's nonprofit arts sector and the myriad ways it enriches Arizona's communities.

Yours Respectfully,

A handwritten signature in black ink that reads "Dawn Wallace". The signature is fluid and cursive, with a large initial "D" and a stylized "W".



# TABLE OF CONTENTS

- 1 Arts Commissioners
- 1 Arts Commission Staff
- 2 To the Honorable Katie Hobbs

## About the Agency

- 4 Agency Overview
- 4 Governing Commission
- 5 Agency Funding
- 5 FY2023 Budget Breakdown

## Agency Services

- 6 Information and Referral
- 7 Research
- 7 Convenings & Presentations

## Programs

- 8 AZ Creative Aging
- 8 AZ Youth Arts Council
- 8 Artist Investment Cohort
- 8 Tribal Relations
- 9 Folk and Traditional Arts

## GRANTMAKING

- 10 Partnership through Grants
- 10 How Are Grants Awarded?
- 11 Statewide investment, statewide Impact
- 12 Creative Capacity Grants
- 14 Festival Grants
- 15 Youth Arts Engagement Grants
- 15 Lifelong Arts Engagement Grants
- 15 Artist Opportunity Grants
- 16 Research & Development Grants
- 18 Fiscal Year 2023 Geographic Funding Distribution by City
- 20 Fiscal Year 2023 Grantees
- 32 Fiscal Year 2023 Grant Review panelists
- 34 Funding Summary, 1967 - 2023

## Photo Credits



## AGENCY OVERVIEW

One of 56 state and jurisdictional arts agencies across the United States, the Arizona Commission on the Arts is a 56-year-old agency of the State of Arizona and a dedicated champion of the arts and culture sector, powered by artists, makers, leaders, and lifelong learners living and working across Arizona. Through robust programs, research, and grantmaking, the Arts Commission invests in arts-based partnerships that strengthen Arizona communities.

The Arts Commission is accountable to Arizona residents, their experiences and aspirations. We work alongside artists, makers, leaders, and lifelong learners in service of the public trust.

## GOVERNING COMMISSION

The Commission consists of a governing board of fifteen members, including one chairperson and one vice chairperson, appointed by the Governor of Arizona. Commission members serve terms of three years and are chosen for their demonstrated ability, good judgment and experience in arts-related fields. In addition, they are selected to ensure the geographic and ethnic representation of all areas of the state (A.R.S. § 41-984). Commission members attend quarterly Commission meetings, serve as chairs for selection panels, approve grants, and formulate policy consistent with the enabling legislation.




Learn more about the members of  
our Governing Commission



Dawn Wallace  
Chair



Dr. Pam Hall  
Vice Chair



Monica Buckle



Ash Dahlke




Art Harding



Angelia Hill



Chelsea Lett



Regina Ortega-  
Leonardi



Danny Sharaby



Pats Shriver



Colleen Steinberg



Kyung-Lim Turrell



John-Peter Wilhite



# AGENCY FUNDING

The Arizona Commission on the Arts received and disbursed funds from three sources in Fiscal Year 2023:

## FEDERAL FUNDS

Federal funds, provided through Congressional appropriations to the **National Endowment for the Arts** (NEA) and awarded to the Arts Commission as a State Partnership Grant following a competitive national panel review.

## STATE FUNDS

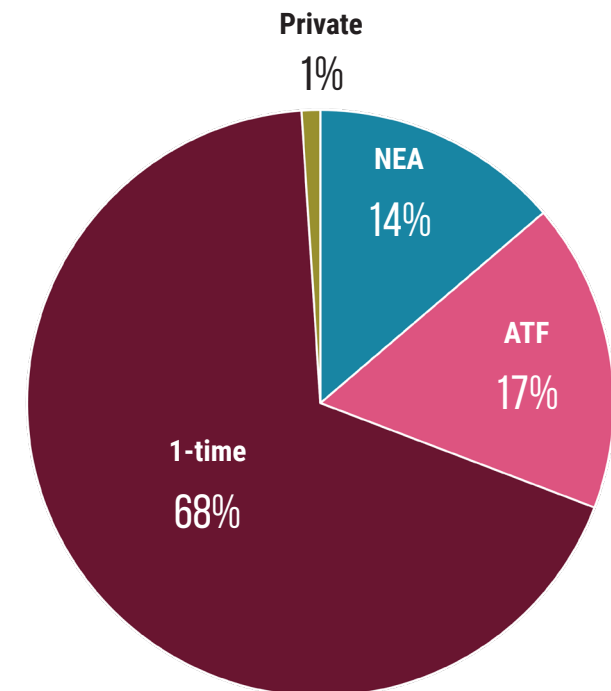

The **Arizona Arts Trust Fund**, derived from a portion of annual business filing fees for for-profit corporations, collected and managed by the Arizona Corporation Commission. Receipts from this fund are used as the required match to the Arts Commission's NEA State Partnership Grant.

In Fiscal Year 2023, a **one-time investment of \$5,000,000** was appropriated to the agency from the State's General Fund.

## PRIVATE FUNDS

The Arts Fund, a state-held local account into which interest from **the private ArtShare Endowment** (held by the Arizona Community Foundation) is deposited. The Arts Fund also holds designated foundation grants and corporate sponsorships awarded to the Arts Commission, as well as receipts from event registration fees.

# FY2023 BUDGET BREAKDOWN





## INFORMATION AND REFERRAL

As a central hub for Arizona's arts and culture community, the Arts Commission is well-positioned to relay information, make referrals and otherwise facilitate sector-wide communication and connections.

Through three email newsletters the Arts Commission delivers the latest news, information, opportunities, and resources to nearly 7,000 subscribers each month.

Additionally, the Arts Commission maintains an extensive and frequently updated website ([www.azarts.gov](http://www.azarts.gov)) where constituents can access a wealth of valuable information from anywhere in the state at any time.



**34** NEWSLETTERS  
AND UPDATES  
WERE SENT IN FY2023

AZARTS.GOV RECEIVED  
**222,139**  
UNIQUE PAGE VIEWS  
IN FY2023



## RESEARCH

The Arts Commission maintains a wide array of research data and analysis on the arts, arts education and arts funding trends. The Arts Commission provides these resources to constituents through [azarts.gov](http://azarts.gov) and print publications, as well as to other service organizations and public agencies. The Arts Commission also tracks research and statistics on a broad range of areas, from cultural tourism to economic impact studies of the arts to the influence of arts education on student achievement.

In FY2023, the Arts Commission, in partnership with the Arizona Department of Education, published the latest data gathered through their ongoing **Arts Education Data Project**. Prepared by Quadrant Research, the Arts Education Data Project includes school enrollment data self-reported by schools across the state, both traditional public schools and charter, grades pre-K through 12, for the 2013-14, 2014-15, 2015-16, 2016-17, 2017-18, 2018-19, 2019-20, 2020-21, and 2021-22 school years.

The data can be reviewed in an executive summary report and through an interactive explorer housed on the agency's website.


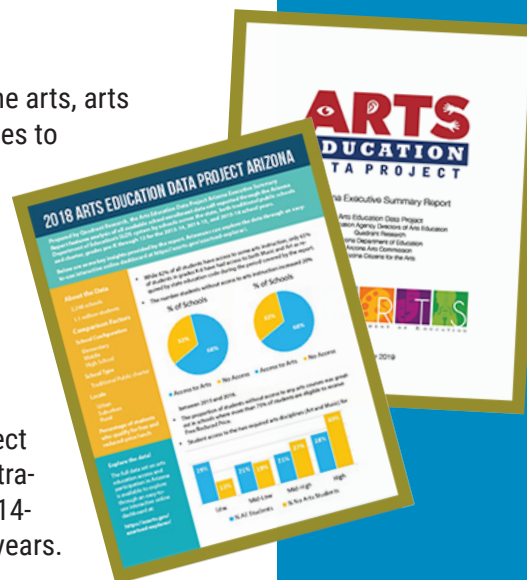
## CONVENINGS & PRESENTATIONS

In its role as a convener, the Arizona Commission on the Arts presents opportunities for the state's artists, arts administrators, educators and arts supporters to gather, network, learn from each other and share resources.


In partnership with StylePHX and One Million Entrepreneurs, the Arts Commission presented a panel discussion on the intersection of fashion, art, and business in February 2023. The event was hosted by FABRIC, a fashion design incubator in Tempe, and featured and livestreamed on the agency's Facebook page.

In May 2023, the Arts Commission presented a virtual symposium showcasing the innovative work taking place across Arizona's arts learning sector. Featured organizations and practitioners included Phoenix Conservatory of Music (Phoenix), Rising Youth Theatre (Phoenix), Monsoon Youth (Globe), Dr. Susan Bendix (Tempe), Journey to the Center of Hope (Kingman), Grey Box Collective (Phoenix), Beatitudes Campus (Phoenix), Holly Cluff and Sonya Evans (Tucson), ArtMobile-AZ (Casa Grande).

Throughout FY2023, the Arizona Commission on the Arts supported a statewide effort to survey arts event participants as part of the national Arts & Economic Prosperity 6 study. Focusing on historically under-represented communities, Arts Commission staff set up booths at arts festivals and events to collect survey responses.



Visit the Arts Education Data Explorer on [azarts.gov](http://azarts.gov)



## AZ CREATIVE AGING

AZ Creative Aging is an ambitious and comprehensive initiative to build a creative aging infrastructure to enhance quality of life for older Arizonans. AZ Creative Aging has provided training to teaching artists, arts organization, and aging/healthcare service providers; supported the development of high-quality arts programs for older adults; and embedded creative aging knowledge and best practices in the community.

In preparation for a program expansion in FY2024, the agency hosted creative aging convenings in Flagstaff, Phoenix, Tucson, and Yuma in May 2023.

## AZ YOUTH ARTS COUNCIL

The AZ Youth Arts Council advises the Arts Commission on grant programs and initiatives that directly affect young people. The 15 member council convenes regularly to review issues related to arts and culture programs and services for young people and learn about policy related to equal access to the arts for all young people in Arizona.

## ARTIST INVESTMENT COHORT

The Artist Investment Cohort is a group of 10 artists from across the state brought together by the Arts Commission to engage in longterm, ongoing, self-directed professional development. The program's third year was marked by an unexpected reciprocity, as cohort members Ruby Morales and Coley Curry began hosting grantwriting workshops and information sessions for members of their hip hop and street dance community.

## TRIBAL RELATIONS

In FY2023, the Arts Commission formally established its foundational Tribal Consultation Policy, a first of its kind document among the nation's 56 state and jurisdictional arts agencies, and created a new Tribal Relations Manager position to create and develop stronger relationships in service of the 22 Tribal Nations within the boundaries of Arizona.

Through Tribal Consultations and other outreach done by the department, the agency calls for input from Tribal Nations and Native communities into how they are being affected by the work of the Arts Commission, what arts and culture is and envisioned to be in their communities, and what we as an agency can improve on in service of their needs.







## FOLK AND TRADITIONAL ARTS

Through the State Partnership Grant, the National Endowment for the Arts provides state arts agencies with support for stable, professionally-directed programs that are responsive to a state's diverse folk and traditional arts heritage. Since 2014, the Arizona Commission on the Arts has partnered with the **Southwest Folklife Alliance** to serve as the state's official folk arts partner.

Southwest Folklife Alliance is the first dedicated folklife organization along the US-Mexico border corridor focused solely on uplifting, supporting, and presenting the work of traditional artists year-round. Their mission is to build more equitable and vibrant communities by celebrating the everyday expressions of culture, heritage and diversity in the Southwest.

Learn about Southwest  
Folklife Alliance's  
Master-Apprentice  
Award and the artists  
and tradition bearers  
who have received it.





## PARTNERSHIP THROUGH GRANTS

Awarding grants in support of nonprofit arts organizations, arts festivals, arts learning programs, and the state's creative workforce is at the center of the Arizona Commission on the Arts' service. In this effort grant applicants are our partners, providing arts experiences directly to Arizonans throughout the state.

The Arts Commission provides a variety of funding opportunities that enable schools, organizations and community groups to carry out projects and to maintain ongoing, high quality public arts programming.

## HOW ARE GRANTS AWARDED?

All grants and awards from the Arts Commission are made in accordance with Title VI of the Civil Rights Act of 1964, Section 504 of the Rehabilitation Act of 1973, American Disabilities Act, the Age Discrimination Act of 1975 and Title IX of the Education Amendments of 1972.

Grants are awarded through a process that begins with the organization or individual applying for support. Eligible applications are evaluated through a panel review process. These panels include community leaders, local businesspeople, artists, arts administrators and educators from diverse geographic, artistic and cultural/ethnic communities of Arizona.

Panelists review applications in a given category, generously giving of their time and expertise, and provide recommendations for funding to the Arts Commission. Individual Governor-appointed Commissioners chair the panel meetings and as a body, carefully consider the recommendations of the panelists in order to authorize the final grant awards. Grant recipients document and certify the use of the funds before payment is made and must provide appropriate documentation in a final report on the project or funding-period activities after completion.

A complete list of grant review panelists can be found on page 32.

The grant from the Arizona Commission on the Arts has carried Orpheus through the "lean years during Covid" and will continue to ensure we are financially stable for the upcoming year(s).

*Orpheus Male Chorus of Phoenix, Phoenix*





IN FY2023

506 GRANTS

TOTALING

\$5,568,274

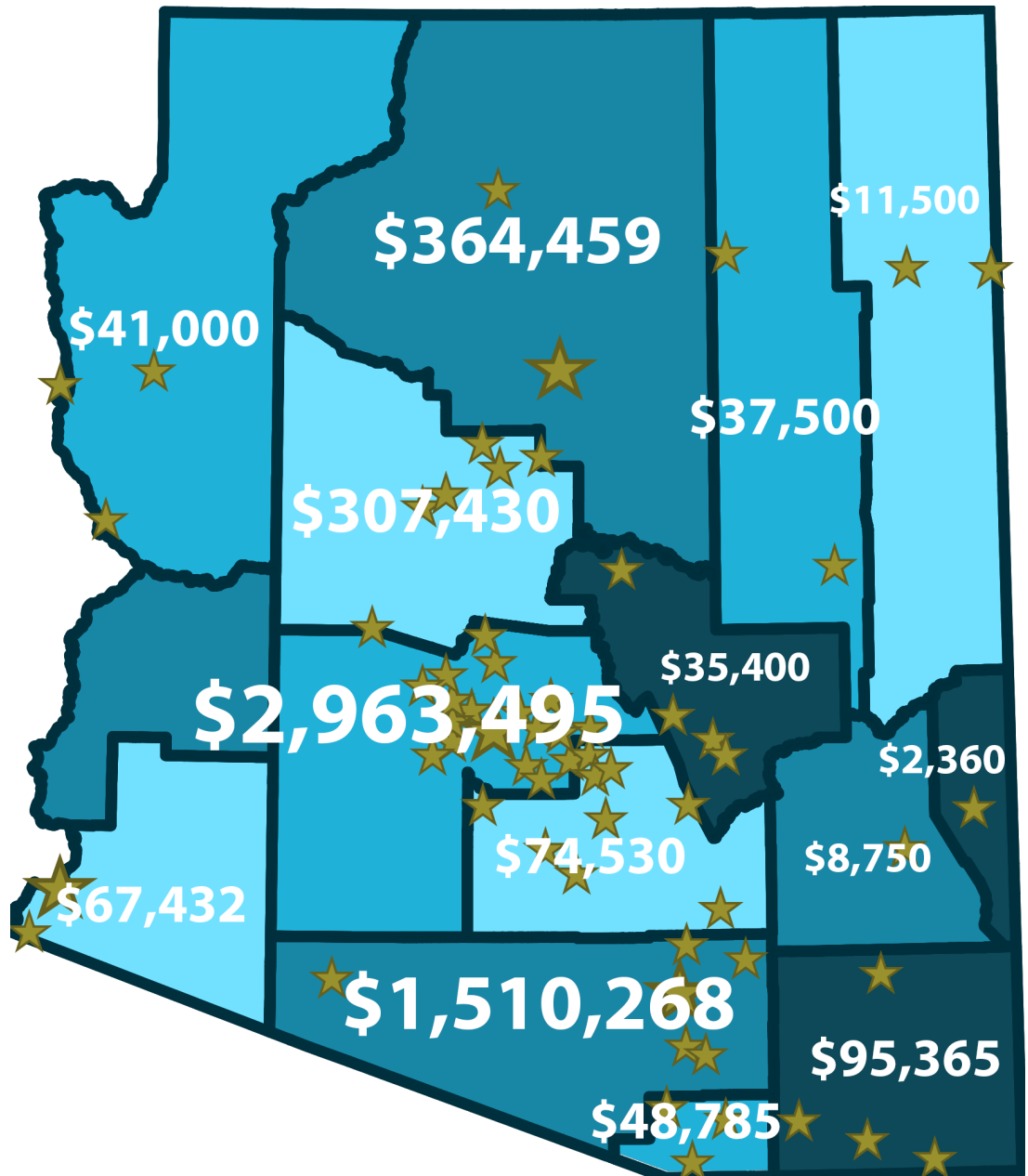
WERE AWARDED

THROUGHOUT THE STATE

County	2024	2020	% Change
Apache	\$11,500	\$-	
Cochise	\$95,365	\$58,149	64%
Coconino	\$364,459	\$201,473	81%
Gila	\$35,400	\$13,500	162%
Graham	\$8,750	\$5,000	75%
Greenlee	\$2,360	\$-	
Maricopa	\$2,963,495	\$1,910,877	55%
Mohave	\$41,000	\$27,430	49%
Navajo	\$37,500	\$45,750	-18%
Pima	\$1,510,268	\$866,585	74%
Pinal	\$74,530	\$26,391	182%
Santa Cruz	\$48,785	\$36,000	36%
Yavapai	\$307,430	\$182,750	68%
Yuma	\$67,432	\$40,350	67%
<b>Total</b>	<b>\$5,568,274</b>	<b>\$3,415,005</b>	<b>63%</b>

## STATEWIDE INVESTMENT, STATEWIDE IMPACT

The agency invested the State's one-time \$5 million appropriation for maximum reach and impact. Statewide, grant dollars awarded increased 63% over the previous pre-pandemic funding period, FY2020, with rural communities seeing the greatest increases.

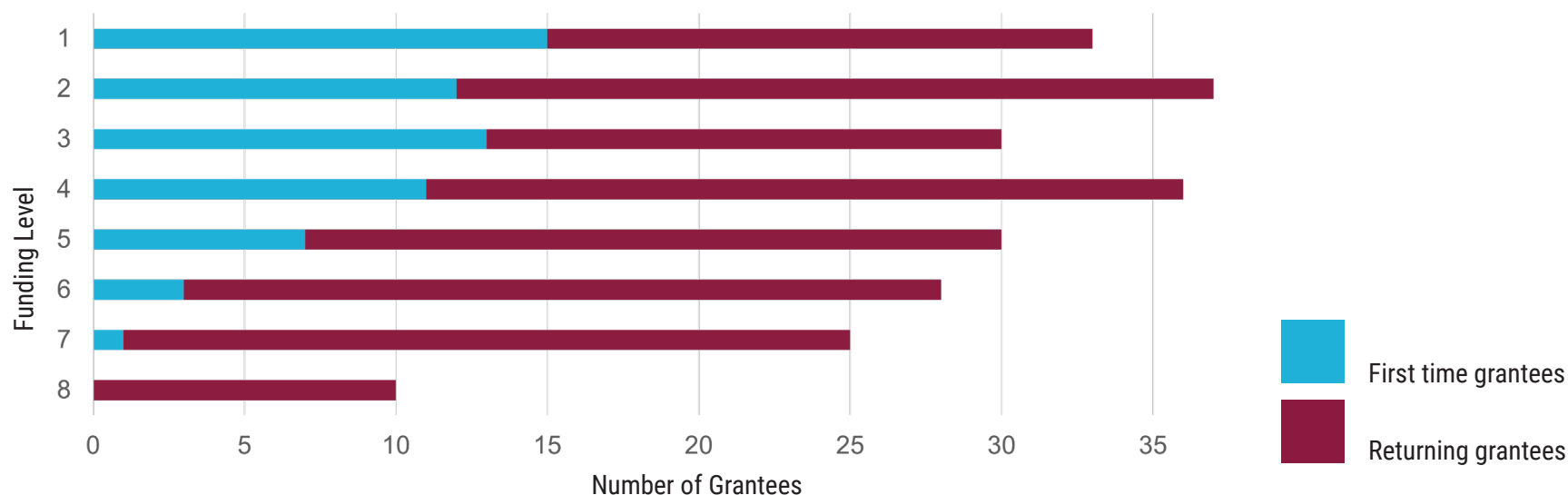


## CREATIVE CAPACITY GRANTS

Creative Capacity Grants (CCGs) provide general operating support to nonprofit organizations whose primary mission is to produce, present, teach, or serve the arts. As the agency's flagship grant program, CCG awards comprise over 3/4 of the Arts Commission's annual grantmaking.

After two years of emergency and recovery funding, the Arizona Commission on the Arts resumes regular grantmaking in FY2023. Due to focused community partnerships and strategic community outreach during the pandemic, first time recipients of general operating support (as provided through the agency's Creative Capacity Grant program) comprised 27% of the total grantee pool.

Creative Capacity Grants are awarded at eight funding levels, according to the organization's annual budget. First time grantees can be found in seven of eight funding levels, as illustrated in the graph below.



"The magic of the Capacity grant is that it allows us to seize opportunities that arise during the season thereby allowing our creative ideas to blossom and come to fruition as each season progresses and develops."

*The Movement Source, Phoenix*

"In recent years, especially during and since the COVID-19 pandemic, EVYS has struggled to complete a season without taking a financial loss, and has had many board meetings where the discussion centered on how to cut costs. This grant award came at a perfect time to avoid making any significant program changes."

*East Valley Youth Symphony, Higley  
First-time CCG recipient*

"Receiving this grant (our first) gave all of us a burst of confidence and a jolt of energy that transformed our board.... We revised our strategic plan, restructured our board membership, and hired people to implement board initiatives."

*Triangle L Art Ranch, Oracle  
First-time CCG recipient*

"For the past 10 years, our organization has been 100% volunteer-led. Our Executive Director has worked as a volunteer for six and a half years, with the plan of creating a sustaining paid position. Once we received the Creative Capacity Grant, we were able to write a paid position into our budget and start to compensate our Executive Director."

*Unscrewed Theater, Tucson  
First-time CCG recipient*



"We were able to fill a large "hole" in our ability to smoothly run our performances by purchasing headsets for the director and all tech and backstage personnel. This allows us to react to unexpected issues during performance, as well as better handle calling cues during the show.... The new headsets allow clear communication between the crew over the entire production area."

*River Cities Community Theatre Players, Bullhead City*

"The grant funds not only injected needed funds into the bank account, they also somehow injected needed energy and confidence into the board and the band.... The Board could concentrate on planning for the future, instead of worrying about whether there would be a future."

*Lake Havasu Symphonic Winds, Lake Havasu City*

"An unexpected outcome [of the grant] was the confidence ACA's funding gave TYM to expand its program. Enrollment was up! We finished the semester with more than 200 students (40% growth), teaching an average of 40 students each day, Monday through Saturday."

*Tucson Youth Music, Tucson*

"With extra funding, the Oro Valley Theatre Company was able to increase the budgets for each of our three shows, allowing us to increase the number of performances per show. Because of these added performances, we were able to increase our audience members to accommodate nearly 3300 people for the season."


*Oro Valley Theatre Company, Oro Valley*

"With support from ACA, PSA was able to produce its first ever screenwriting conference. On April 22, 2023, PSA hosted the Phoenix Emerging Screenwriters at the Marston Theater on Arizona State University's Tempe campus.... Over 100 screenwriters and cinephiles attended."

*Phoenix Screenwriters Association, Tempe*

"One of Detour's actors who has been with our company for several years expressed an interest in assistant directing for our Spring 2023 production of Little Shop of Horrors. This actor, Hailey, is Deaf.... The Creative Capacity Grant provided the funding needed to hire a qualified interpreting team at all events where one was needed."

*Detour Company Theatre Inc. Scottsdale*



"The grant funds allowed ProMusica Arizona to celebrate our 20th anniversary season by commissioning a work by well-known Arizona composer, Craig Bohmler, and award-winning lyricist, Marion Adler.... ProMusica Arizona presented the world premiere of "Saguaro Song" on April 1 and 2, 2023."

*ProMusica Arizona Chorale & Orchestra, Anthem*



"The Festival Grant provided by The AZ Commission on the Arts allowed us to hire entertainers from around the area, providing them with an opportunity to showcase their talents to a wider audience than is usually available to them."

*Colors of Copper Art Show, Clifton  
FY2023 Festival Grant recipient*

"Funding for the 2023 Flag Wool & Fiber Festival allowed us to better support, and subsequently attract, more high caliber fiber artists. Funding also allowed us to secure two featured artists. Diné textile artist Venancio Aragon and mushroom and lichen dye expert Alissa Allen of Mycopigments were the featured artists at this year's festival. In addition to instructing paid workshops, both artists presented in-depth demonstrations that were free to attendees"

*Flag Wool & Fiber Festival, Flagstaff  
FY2023 Festival Grant recipient*

"The funds not only revitalized the festival but also sparked a newfound interest in bluegrass music among the town's youth. Inspired by the performances they witnessed, many young musicians have started picking up banjos, fiddles, and mandolins, eager to carry on the tradition."

*42nd Annual Prescott Bluegrass Festival, Prescott  
FY2023 Festival Grant recipient*

## FESTIVAL GRANTS

Festival Grants assist local arts agencies, tribal cultural organizations, government departments or agencies, university/college departments, and other nonprofit cultural and social service organizations in their efforts to provide quality arts programming through festival activities.

Many festivals continued to adjust their regular programming in 2023 due to the ongoing pandemic. As it had the previous year, the Arts Commission allowed Festival Grant recipients to use their grant funds to experiment with new forms of engagement, invest in remote presentation technologies, and prepare themselves for an uncertain future.





## YOUTH ARTS ENGAGEMENT GRANTS

Youth Arts Engagement Grants support programs focused on young people ages 24 and under that occur outside of traditional school hours, and which provide creative expression in safe and nurturing environments, are rooted in youth voices, narratives and perspectives, and utilize the assets of the community being served.

## LIFELONG ARTS ENGAGEMENT GRANTS

Lifelong Arts Engagement Grants support projects that foster meaningful arts learning experiences in community settings for adult learners of any age. Projects can include, but are not limited to, using creative expression to improve quality of life for older adults (Creative Aging), intergenerational projects, and/or providing sequential hands on learning in, through, or about the arts for adult learners.

"This grant was able to support a total of 35 veterans, over two 16 week semesters in the Arizona Western College Ceramics Lab. The target audience was veterans, active-duty military and immediate family members that are struggling combat and/or service related stress. This grant made it possible to reach out to our veteran population that have never had the opportunity to participate in a program with peers that have 'lived' similar experiences."

*The Veterans Art Project at Arizona Western College  
2023 Lifelong Arts Learning Grant recipient*

## ARTIST OPPORTUNITY GRANTS

Artist Opportunity Grants (AOG) support Arizona artists as they take advantage of specific, unique opportunities that have the potential to significantly impact their professional growth. These grants are available to artists working in all disciplines and at any stage in their career.

In FY2023, 73 artists and arts professionals received AOGs of up to \$1,500. Funded activities included artist residencies, participation in workshops and conferences, and the development of marketing materials.



## RESEARCH & DEVELOPMENT GRANTS

The highly-competitive Research and Development (R&D) Grant program promotes the advancement of artistic research, aids in the development of artistic work and recognizes the contributions artists make to Arizona's communities and sense of cultural identity.

In FY2023, 31 artists were awarded R&D Grants through a highly-competitive application process.

Research & Development Grants are funded through to a public-philanthropic partnership between the Arts Commission and the Arizona Community Foundation (ACF), and with funding from the Newton and Betty Rosenzweig Fund for the Arts.



Julie Anand



Katie Baird




Susanna Battin



William Bryant



Lex Gjurasic



Estephania González



Isadora Hale



Chris Hamby



Michael Kollwitz



Hila Lanciano



Alan Lewine



Johanna Lundy



Molly W. Schenck



Diani Shepherd



Erin Taylor



Dallas Teat





Derrais Carter



Amber Doe



Noemy Esparza-Isaacson



Mary Fitzgerald



Flor de Nopal



Eugenia Hernandez-Ruiz



Bin Hu



Andrew Dana Hudson



Debra Kay



Barbara Kemp Cowlin



Sophie McTear



Seth Muller



Jennie Rhodes



Rebecca Ross



Safwat Saleem



Kris Ann Valdez

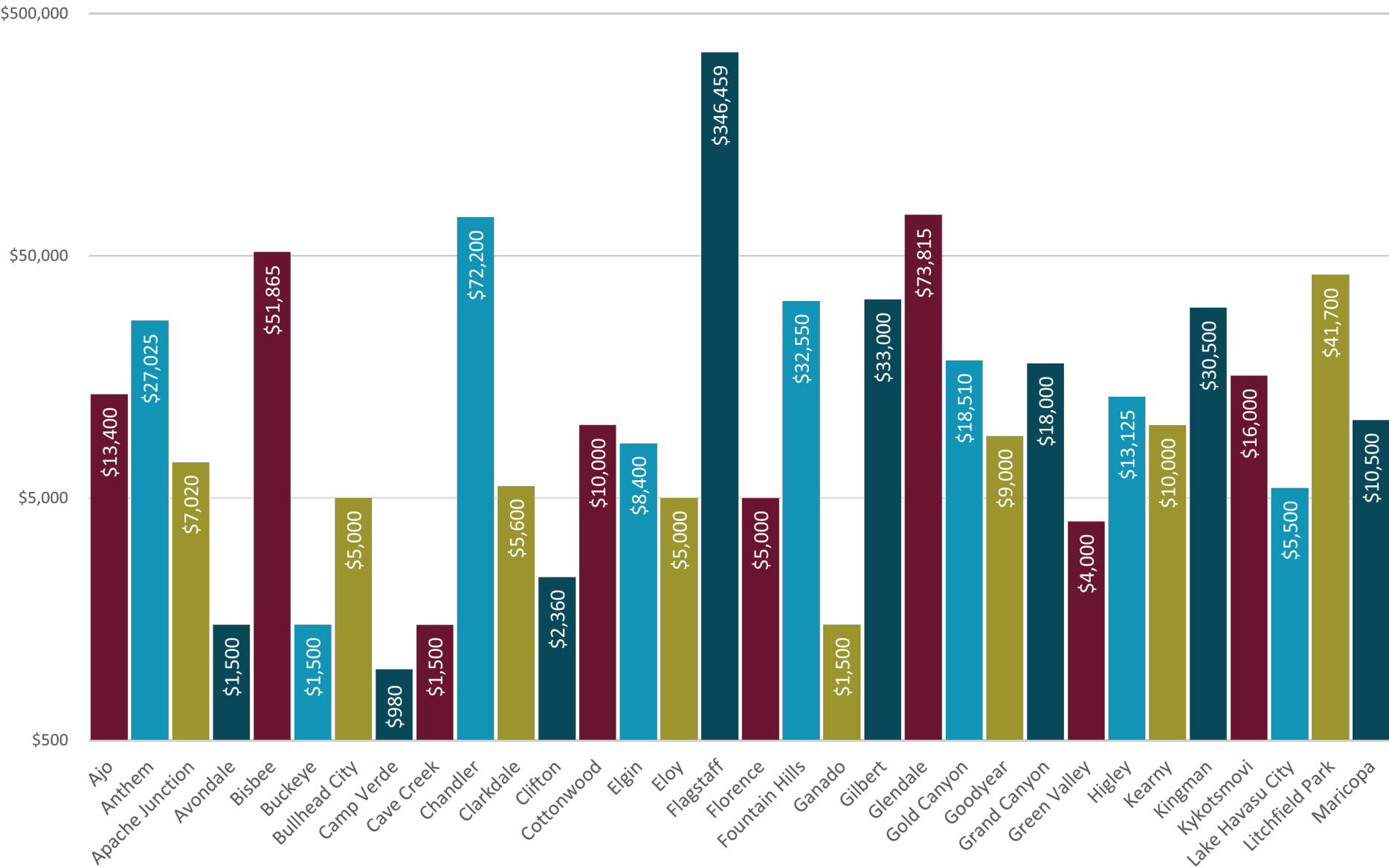


Matthew Windham

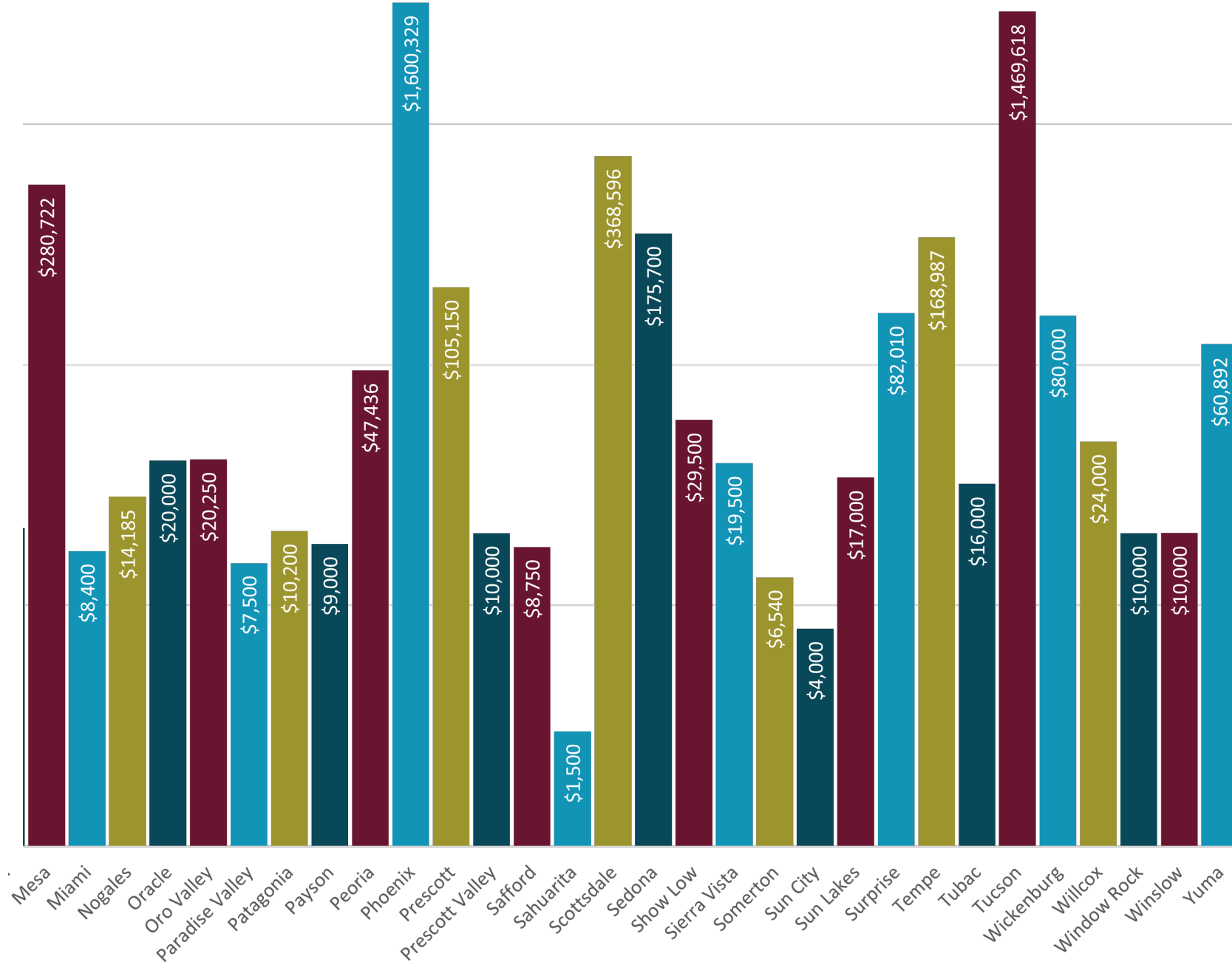


Lia Woodall

# FISCAL YEAR 2023 GEOGRAPHIC FUNDING DISTRIBUTION BY CITY







## FISCAL YEAR 2023 GRANTEES

The following pages list each organization or individual awarded a grant in Fiscal Year 2023. Organized alphabetically by county and then by municipality within that county, this section further lists the funding source for each grant.

COUNTY/City/Grantee	ATF	GENERAL	LOCALS	TOTAL	COUNTY/City/Grantee	ATF	GENERAL	LOCALS	TOTAL
<b>APACHE</b>	<b>\$1,500</b>		<b>\$10,000</b>	<b>\$11,500</b>	Ballet Folklórico de Colores		\$7,500		\$7,500
<b>Ganado</b>	<b>\$1,500</b>			<b>\$1,500</b>	Canyon Movement Co.		\$16,000		\$16,000
Kasmin Wauneka	\$1,500			\$1,500	Carrie Reynolds	\$1,500			\$1,500
<b>Window Rock</b>			<b>\$10,000</b>	<b>\$10,000</b>	Christina Armetta			\$1,500	\$1,500
HUBitual Learning and Outreach			\$10,000	\$10,000	Coconino County	\$5,000			\$5,000
<b>COCHISE</b>	<b>\$6,415</b>	<b>\$77,450</b>	<b>\$11,500</b>	<b>\$95,365</b>	Creative Flagstaff		\$40,000		\$40,000
<b>Bisbee</b>	<b>\$6,415</b>	<b>\$33,950</b>	<b>\$11,500</b>	<b>\$51,865</b>	Dark Sky Aerial		\$16,000		\$16,000
Bi-National Arts Institute		\$8,750		\$8,750	Flagstaff Community Band		\$8,750		\$8,750
Bisbee Community Chorus		\$7,500		\$7,500	Flagstaff Dance Festival	\$5,000			\$5,000
Central School Project Inc		\$10,200		\$10,200	Flagstaff Friends of Traditional Music		\$24,000		\$24,000
Easterseals Blake Foundation	\$5,000			\$5,000	Flagstaff Master Chorale		\$10,200		\$10,200
Julie Turek			\$1,500	\$1,500	Flagstaff Shakespeare Festival		\$16,000		\$16,000
Kali Quinn	\$1,415			\$1,415	Flagstaff Symphony		\$30,000		\$30,000
Studio Mariposa		\$7,500		\$7,500	Four Corners Fiber Collective	\$5,000		\$10,000	\$15,000
The Bisbee Radio Project			\$10,000	\$10,000	Gabby Long	\$1,050			\$1,050
<b>Sierra Vista</b>		<b>\$19,500</b>		<b>\$19,500</b>	Hopi Arts & Education Association	\$5,000			\$5,000
Love Muziq Operation 132		\$7,500		\$7,500	Hopi Tribe Economic Development Corporation			\$10,000	\$10,000
Sierra Vista Symphony		\$12,000		\$12,000	Human Nature Dance Theatre		\$7,500		\$7,500
<b>Willcox</b>		<b>\$24,000</b>		<b>\$24,000</b>	Joanie Garcia	\$1,259			\$1,259
Willcox Theater and Arts		\$24,000		\$24,000	Karen Begay	\$1,500			\$1,500
<b>COCONINO</b>	<b>\$39,309</b>	<b>\$293,650</b>	<b>\$31,500</b>	<b>\$364,459</b>	Liz Gehret	\$1,500			\$1,500
<b>Flagstaff</b>	<b>\$39,309</b>	<b>\$275,650</b>	<b>\$31,500</b>	<b>\$346,459</b>					
Artists' Coalition of Flagstaff		\$10,200		\$10,200					



COUNTY/City/Grantee	ATF	GENERAL	LOCALS	TOTAL
Maggie Fishell	\$1,500			\$1,500
Matthew Windham			\$5,000	\$5,000
Morgan Louvier	\$1,500			\$1,500
Museum of Northern Arizona		\$40,000		\$40,000
Northern Arizona Book Festival	\$7,500			\$7,500
Orchestra Northern Arizona		\$7,500		\$7,500
Seth Muller			\$5,000	\$5,000
Theatrikos, Inc.		\$24,000		\$24,000
Threaded Together		\$18,000		\$18,000
Willow Bend Environmental Education Center	\$2,000			\$2,000
<b>Grand Canyon</b>		<b>\$18,000</b>		<b>\$18,000</b>
Grand Canyon Chamber Music Festival		\$18,000		\$18,000
<b>GILA</b>	<b>\$5,000</b>	<b>\$30,400</b>		<b>\$35,400</b>
<b>Miami</b>		\$8,400		\$8,400
Bullion Plaza Cultural Center & Museum		\$8,400		\$8,400
<b>Payson</b>	<b>\$5,000</b>	<b>\$4,000</b>		<b>\$9,000</b>
Tonto Community Concert Association		\$4,000		\$4,000
Town of Payson	\$5,000			\$5,000
<b>Show Low</b>		<b>\$18,000</b>		<b>\$18,000</b>
Monsoon Youth Education Project		\$18,000		\$18,000
<b>GRAHAM</b>		<b>\$8,750</b>		<b>\$8,750</b>
<b>Safford</b>		<b>\$8,750</b>		<b>\$8,750</b>
Gila Valley Arts Council		\$8,750		\$8,750

COUNTY/City/Grantee	ATF	GENERAL	LOCALS	TOTAL
<b>GREENLEE</b>	<b>\$2,360</b>			<b>\$2,360</b>
<b>Clifton</b>	<b>\$2,360</b>			<b>\$2,360</b>
Art Depot	\$2,360			\$2,360
<b>MARICOPA</b>	<b>\$248,295</b>	<b>\$2,585,175</b>	<b>\$130,025</b>	<b>\$2,963,495</b>
<b>Anthem</b>		<b>\$27,025</b>		<b>\$27,025</b>
Musical Theatre of Anthem, Inc.		\$27,025		\$27,025
<b>Avondale</b>	<b>\$1,500</b>			<b>\$1,500</b>
Yvonne Bueno	\$1,500			\$1,500
<b>Buckeye</b>	<b>\$1,500</b>			<b>\$1,500</b>
Christopher Daniel	\$1,500			\$1,500
<b>Cave Creek</b>			<b>\$1,500</b>	<b>\$1,500</b>
Asher T. Sinclair			\$1,500	\$1,500
<b>Chandler</b>	<b>\$13,200</b>	<b>\$46,000</b>	<b>\$13,000</b>	<b>\$72,200</b>
Chandler Children's Choir		\$16,000		\$16,000
Chandler Cultural Foundation		\$30,000		\$30,000
Chandler Youth Theater	\$7,500			\$7,500
Deborah Brooks			\$1,500	\$1,500
Dominique Hunter			\$1,500	\$1,500
Eugenia Hernandez-Ruiz			\$5,000	\$5,000
Joan Waters	\$1,500			\$1,500
Neha Mujumdar	\$1,200			\$1,200
Noemy Esparza-Isaacson			\$5,000	\$5,000
Thomas Gearhart	\$1,500			\$1,500
Tony Pham	\$1,500			\$1,500
<b>Fountain Hills</b>	<b>\$1,500</b>	<b>\$31,050</b>		<b>\$32,550</b>
Fountain Hills Theater		\$31,050		\$31,050
Frances Goudelis	\$1,500			\$1,500

COUNTY/City/Grantee	ATF	GENERAL	LOCALS	TOTAL	COUNTY/City/Grantee	ATF	GENERAL	LOCALS	TOTAL
<b>Gilbert</b>	<b>\$3,000</b>	<b>\$20,000</b>	<b>\$10,000</b>	<b>\$33,000</b>	<b>Litchfield Park</b>	<b>\$1,500</b>	<b>\$40,200</b>		<b>\$41,700</b>
Ballet Etudes Youth Ballet		\$20,000		\$20,000	Dominique Holley	\$1,500			\$1,500
Diani Shepherd			\$5,000	\$5,000	Phoenix Conservatory of Music		\$30,000		\$30,000
Jennifer Rhodes			\$5,000	\$5,000	Southwest Ballet Theatre		\$10,200		\$10,200
Jeremy Isley	\$1,500			\$1,500	<b>Mesa</b>	<b>\$14,997</b>	<b>\$264,225</b>	<b>\$1,500</b>	<b>\$280,722</b>
Karion Houston	\$1,500			\$1,500	Ballet Folklorico Quetzalli		\$12,000		\$12,000
<b>Glendale</b>	<b>\$7,565</b>	<b>\$58,250</b>	<b>\$8,000</b>	<b>\$73,815</b>	CaZo Dance Theatre		\$5,625		\$5,625
Arizona Theatre Matters		\$18,000		\$18,000	Central Arizona Flute Ensemble		\$5,625		\$5,625
Breaking Pachanga		\$8,750		\$8,750	Cultural Coalition Inc.		\$20,000		\$20,000
Ciera Holston	\$1,315			\$1,315	Desert Sounds Performing Arts		\$10,200		\$10,200
Erin Taylor			\$5,000	\$5,000	East Valley Children's Theatre		\$20,000		\$20,000
Jeanmarie Bishop Simpson			\$1,500	\$1,500	GEM Charter School	\$7,500			\$7,500
Roshan Spottsville			\$1,500	\$1,500	i.d.e.a. Museum		\$30,000		\$30,000
Spotlight Youth Theatre		\$24,000		\$24,000	Leilani Dong	\$997			\$997
The Creative Drill Sergeants	\$6,250			\$6,250	Made In Her Image		\$7,500		\$7,500
Tolsun Publishing, Inc.		\$7,500		\$7,500	Mesa Arts Center		\$50,000		\$50,000
<b>Goodyear</b>		<b>\$9,000</b>		<b>\$9,000</b>	Mesa Encore Theatre		\$7,500		\$7,500
Caribbean American Phoenix Carnival Cultural Organization of Arizona		\$5,000		\$5,000	Metropolitan Youth Symphony		\$16,000		\$16,000
Catitute Gallery & Studio		\$4,000		\$4,000	Oakwood Creative Care		\$7,500		\$7,500
<b>Higley</b>		<b>\$13,125</b>		<b>\$13,125</b>	Phoenix Jazz Girls Rising	\$5,000			\$5,000
East Valley Youth Symphony		\$7,500		\$7,500	Ryan Parra			\$1,500	\$1,500
Phoenix Screenwriters Association		\$5,625		\$5,625	Sonoran Desert Chorale		\$7,500		\$7,500
					Southwest Shakespeare Company		\$20,000		\$20,000
					Tetra String Quartet		\$7,500		\$7,500



COUNTY/City/Grantee	ATF	GENERAL	LOCALS	TOTAL	COUNTY/City/Grantee	ATF	GENERAL	LOCALS	TOTAL
The Millet House		\$5,625		\$5,625	Artlink, Inc.		\$5,000		\$5,000
The U-Turn Foundation		\$7,500		\$7,500	Ashley LaRae Sampson			\$1,500	\$1,500
Therosia Reynolds	\$1,500			\$1,500	B3 Theater		\$5,625		\$5,625
United Sound, Inc.		\$24,150		\$24,150	Balkan Community Culture and Heritage Organization		\$5,000		\$5,000
<b>Paradise Valley</b>	<b>\$7,500</b>			<b>\$7,500</b>	Ballet Arizona		\$50,000		\$50,000
Almost Famous Theatre Company	\$7,500			\$7,500	Bela R. Fidel	\$1,500			\$1,500
<b>Peoria</b>	\$7,436	\$40,000		\$47,436	Beth Eckel			\$1,500	\$1,500
Drum Arizona, Inc	\$7,436			\$7,436	Black Theatre Troupe		\$31,050		\$31,050
The Theater Works		\$40,000		\$40,000	CALA Alliance (Celebración Artística de las Américas)		\$31,050		\$31,050
<b>Phoenix</b>	<b>\$105,904</b>	<b>\$1,421,400</b>	<b>\$73,025</b>	<b>\$1,600,329</b>	Carlisle Burch-Mercado	\$1,500			\$1,500
Abigail Gonzalez	\$1,500			\$1,500	Carly Bates	\$1,500			\$1,500
ACLU Foundation of Arizona		\$7,500		\$7,500	Cassidy Hilgers			\$1,500	\$1,500
Act One Foundation		\$31,050		\$31,050	Charissa Lucille	\$1,500			\$1,500
Adelheid Fischer			\$1,200	\$1,200	Chase Ellison	\$1,500			\$1,500
African Association of Arizona	\$5,000			\$5,000	Chicanos Por La Causa, Inc. (CPLC)	\$7,500			\$7,500
Alan Lewine			\$6,500	\$6,500	Children's Museum of Phoenix		\$40,000		\$40,000
Aliento		\$31,050		\$31,050	Chinue Moore	\$1,500			\$1,500
Alwun House Foundation		\$10,200		\$10,200	Chris Hamby			\$5,000	\$5,000
Ana Maria Ruimonte			\$1,450	\$1,450	Civitan Foundation	\$7,000			\$7,000
Arizona Art Alliance		\$5,625		\$5,625	Coley Curry			\$1,500	\$1,500
Arizona Dance Education Organization (AzDEO)		\$4,000		\$4,000	Dallas Teat			\$5,000	\$5,000
Arizona Opera Company		\$30,000		\$30,000	Empower College Prep High School		\$5,000		\$5,000
Arizonans for Transparency and Accountability in Corrections		\$7,500		\$7,500	Eva Rincon	\$1,500			\$1,500
ARTabilityAZ		\$7,500		\$7,500	Fernando Lino Rodriquez			\$1,500	\$1,500
					First Place Arizona		\$7,500		\$7,500

COUNTY/City/Grantee	ATF	GENERAL	LOCALS	TOTAL	COUNTY/City/Grantee	ATF	GENERAL	LOCALS	TOTAL
Fuerte Art Collective		\$12,000		\$12,000	Kimberly Weston	\$1,500			\$1,500
Furious Styles Crew	\$5,000			\$5,000	Kris Ann Valdez			\$5,000	\$5,000
Gabriel Bey	\$1,500			\$1,500	Lia Woodall			\$5,000	\$5,000
Gayle Tomimbang	\$1,500			\$1,500	Mary Fitzgerald			\$5,000	\$5,000
Genesis Program, Inc.		\$7,500		\$7,500	Mary Lucking			\$1,375	\$1,375
Grand Canyon Men's Chorale		\$12,000		\$12,000	Michael Buckius			\$1,500	\$1,500
Great Arizona Puppet Theater		\$24,000		\$24,000	Michele Ceballos Michot			\$1,500	\$1,500
Grey Box Collective		\$5,625		\$5,625	Molly Schenck			\$6,500	\$6,500
Harmony Project Phoenix		\$24,000		\$24,000	Monica Robles	\$1,500			\$1,500
Heard Museum		\$50,000		\$50,000	Movement Source Dance Company		\$8,750		\$8,750
HeARTsy		\$5,000		\$5,000	Musical Instrument Museum (MIM)		\$50,000		\$50,000
Herberger Theater Center		\$40,000		\$40,000	MusicaNova Orchestra		\$12,000		\$12,000
Heritage Square Foundation - Rosson House		\$12,000		\$12,000	Nathaniel Hawkins			\$1,500	\$1,500
Hila Lanciano			\$6,500	\$6,500	New Pathways for Youth	\$7,500			\$7,500
Ilana Lydia	\$1,500			\$1,500	North Valley Symphony Orchestra		\$10,200		\$10,200
iTheatre Collaborative		\$10,200		\$10,200	nueBOX		\$7,500		\$7,500
Jada Allen	\$1,500			\$1,500	Olive Clay Holland	\$1,500			\$1,500
Japanese Friendship Garden of Phoenix		\$5,000		\$5,000	Patricia Sannit			\$1,500	\$1,500
Jon Luther	\$1,500			\$1,500	Phoenix Art Museum		\$50,000		\$50,000
Josephine Sbrocca			\$1,500	\$1,500	Phoenix Boys Choir		\$31,050		\$31,050
Judith Dauncey			\$1,500	\$1,500	Phoenix Center for the Arts		\$40,000		\$40,000
Julie Anand			\$5,000	\$5,000	Phoenix Chamber Music Society		\$24,000		\$24,000
Julio Saran	\$1,500			\$1,500	Phoenix Children's Chorus		\$31,050		\$31,050
Kat Hofland	\$1,409			\$1,409	Phoenix Chinese Week	\$5,000			\$5,000
Kids in Focus		\$24,150		\$24,150	Phoenix Chorale		\$20,000		\$20,000



COUNTY/City/Grantee	ATF	GENERAL	LOCALS	TOTAL	COUNTY/City/Grantee	ATF	GENERAL	LOCALS	TOTAL
Phoenix Film Foundation		\$24,000		\$24,000	Teatro Bravo		\$8,400		\$8,400
Phoenix Girls Chorus		\$12,000		\$12,000	The Arizona Masterworks Chorale		\$5,000		\$5,000
Phoenix Institute of Contemporary Art		\$5,625		\$5,625	The Be Kind People Project		\$40,000		\$40,000
Phoenix Office of Arts and Culture		\$50,000		\$50,000	The Black Girl Brown Girl Collective		\$7,500		\$7,500
Phoenix Women's Chorus		\$7,500		\$7,500	The Latina Dance Project	\$5,000			\$5,000
Pop Goes the Classroom		\$7,500		\$7,500	The Nash		\$30,000		\$30,000
ProMusica Arizona Chorale & Orchestra		\$8,400		\$8,400	The Orpheus Male Chorus of Phoenix, Inc.		\$12,000		\$12,000
RE:FRAME Youth Arts Center		\$24,150		\$24,150	The Phoenix Symphony		\$50,000		\$50,000
Red Rocks Music Festival		\$16,000		\$16,000	The Phoenix Theatre Company		\$50,000		\$50,000
Rising Youth Theatre		\$29,000		\$29,000	The Sagrado	\$7,195			\$7,195
Rosie's House: A Music Academy for Children		\$31,050		\$31,050	Tina Ferguson			\$1,500	\$1,500
Sam Arrow	\$1,500			\$1,500	Tyson Wilburn	\$1,300			\$1,300
Scorpius Dance Theatre		\$10,200		\$10,200	Valley Youth Theatre		\$30,000		\$30,000
Second Face: Museum of Cultural Masks		\$4,000		\$4,000	Voices of the Desert		\$7,500		\$7,500
S'edav Va'aki Museum Foundation	\$5,000			\$5,000	Wasted Ink Zine Distro	\$5,000			\$5,000
Shaunté Glover			\$1,500	\$1,500	Xico, Inc.		\$30,000		\$30,000
Shawn Patterson	\$1,500			\$1,500	Yaritza Flores Bustos	\$1,500			\$1,500
Shemer Art Center & Museum Association		\$30,000		\$30,000	Yes And Productions		\$5,625		\$5,625
Silambam Phoenix	\$7,500			\$7,500	Young Arts Arizona		\$18,000		\$18,000
Skye's the Limit Found.		\$7,500		\$7,500	Young Sounds of Arizona		\$5,625		\$5,625
Soul West Fest Foundation	\$5,000			\$5,000	<b>Scottsdale</b>	<b>\$32,696</b>	<b>\$329,400</b>	<b>\$6,500</b>	<b>\$368,596</b>
SOUNDS Academy		\$24,150		\$24,150	Alison Campbell	\$1,500			\$1,500
Stephanie Moyerman	\$1,500			\$1,500	Alyssa Barreda			\$1,500	\$1,500
					Arizona American Indian Tourism Association	\$5,000			\$5,000

COUNTY/City/Grantee	ATF	GENERAL	LOCALS	TOTAL	COUNTY/City/Grantee	ATF	GENERAL	LOCALS	TOTAL
Arizona Asian American Association	\$5,000			\$5,000	<b>Sun Lakes</b>		<b>\$17,000</b>		<b>\$17,000</b>
Arizona Musicfest		\$40,000		\$40,000	Arizona Classic Jazz		\$12,000		\$12,000
Arizona Piano Institute		\$7,500		\$7,500	Sun Lakes Community Theatre		\$5,000		\$5,000
Audrey's Angels		\$16,000		\$16,000	<b>Surprise</b>	<b>\$11,960</b>	<b>\$70,050</b>		<b>\$82,010</b>
Desert Foothills Theater	\$6,000			\$6,000	Benevilla	\$6,960			\$6,960
Detour Company Theatre		\$18,000		\$18,000	Dysart USD	\$5,000			\$5,000
Don Bluth Front Row Theatre		\$20,000		\$20,000	Stage Left Productions		\$7,500		\$7,500
Frank Lloyd Wright Foundation	\$7,500			\$7,500	The Vista Center for the Arts		\$7,500		\$7,500
Greater Phoenix Jewish Film Festival	\$5,000			\$5,000	West Valley Arts Council		\$31,050		\$31,050
Linda Enger	\$1,500			\$1,500	WHAM Art Association		\$24,000		\$24,000
Phoenix Youth Theatre		\$16,000		\$16,000	<b>Tempe</b>	<b>\$38,037</b>	<b>\$114,450</b>	<b>\$16,500</b>	<b>\$168,987</b>
Safwat Saleem			\$5,000	\$5,000	Andrew Hudson			\$5,000	\$5,000
Scottsdale Artists School		\$40,000		\$40,000	Arizona Aloha Festivals	\$5,000			\$5,000
Scottsdale Arts		\$50,000		\$50,000	Arizona State University Foundation	\$6,802			\$6,802
Scottsdale Community Players		\$24,000		\$24,000	Arizona Wind Symphony		\$5,000		\$5,000
Scottsdale Desert Stages Theatre		\$30,000		\$30,000	Ayling Dominguez	\$1,460			\$1,460
Scottsdale Museum of the West		\$40,000		\$40,000	Bella Ward	\$1,500			\$1,500
Scottsdale Neighborhood Arts Place, Inc		\$7,500		\$7,500	Bobby Zokaite	\$1,500			\$1,500
Scottsdale Philharmonic		\$12,000		\$12,000	Childsplay, Inc.		\$40,000		\$40,000
Shannon O'Hara	\$1,196			\$1,196	Christian Black	\$1,500			\$1,500
Theatre Artists Studio		\$8,400		\$8,400	CONDER/dance	\$5,000			\$5,000
<b>Sun City</b>		<b>\$4,000</b>		<b>\$4,000</b>	Cultural Arts Coalition		\$4,000		\$4,000
HEAL HER Art		\$4,000		\$4,000	DanceSport Education		\$5,625		\$5,625
					Genice Rose	\$1,325			\$1,325
					Halley Willcox	\$1,500			\$1,500
					Jessica Dodge			\$1,500	\$1,500



COUNTY/City/Grantee	ATF	GENERAL	LOCALS	TOTAL
John Maurer	\$1,500			\$1,500
Kal Kalin	\$1,500			\$1,500
Lights Camera Discover		\$24,000		\$24,000
Methods of Madness Dance Theater	\$5,000			\$5,000
Musician Enrichment Foundation (MEF)		\$7,500		\$7,500
Rebecca Ross	\$1,500		\$5,000	\$6,500
Sharon Suzuki-Martinez	\$1,500			\$1,500
Stephanie Gonzalez			\$5,000	\$5,000
Stray Cat Theatre		\$5,625		\$5,625
Symphony of the Southwest		\$10,200		\$10,200
Tempe Artists Guild		\$5,000		\$5,000
The Bridge Initiative		\$7,500		\$7,500
Zakiya Johnson	\$1,450			\$1,450
<b>Wickenburg</b>		<b>\$80,000</b>		<b>\$80,000</b>
Del E. Webb Center for the Performing Arts		\$40,000		\$40,000
Desert Caballeros Western Museum		\$40,000		\$40,000
<b>MOHAVE</b>	<b>\$7,000</b>	<b>\$32,500</b>	<b>\$1,500</b>	<b>\$41,000</b>
<b>Bullhead City</b>		<b>\$5,000</b>		<b>\$5,000</b>
River Cities Community Theater Players		\$5,000		\$5,000
<b>Kingman</b>	<b>\$7,000</b>	<b>\$23,500</b>		<b>\$30,500</b>
Journey to the Center of Hope		\$7,500		\$7,500
Kingman Center for the Arts		\$16,000		\$16,000
Kingman's Healing Hooves	\$7,000			\$7,000

COUNTY/City/Grantee	ATF	GENERAL	LOCALS	TOTAL
<b>Lake Havasu City</b>		<b>\$4,000</b>	<b>\$1,500</b>	<b>\$5,500</b>
Lake Havasu Symphonic Winds		\$4,000		\$4,000
Rachel Kaiser			\$1,500	\$1,500
<b>NAVAJO</b>		<b>\$27,500</b>	<b>\$10,000</b>	<b>\$37,500</b>
<b>Kykotsmovi</b>		<b>\$16,000</b>		<b>\$16,000</b>
Hopitutuqaiki		\$16,000		\$16,000
<b>Show Low</b>		<b>\$11,500</b>		<b>\$11,500</b>
Arts Alliance of the White Mountains		\$7,500		\$7,500
White Mountain Symphony Orchestra, Inc.		\$4,000		\$4,000
<b>Winslow</b>			\$10,000	\$10,000
Winslow Arts Council			\$10,000	\$10,000
<b>PIMA</b>	<b>\$139,102</b>	<b>\$1,302,500</b>	<b>\$68,666</b>	<b>\$1,510,268</b>
<b>Ajo</b>		<b>\$13,400</b>		<b>\$13,400</b>
Ajo Council for the Fine Arts		\$8,400		\$8,400
Love Works!		\$5,000		\$5,000
<b>Apache Junction</b>	\$1,500			\$1,500
Don Warrick	\$1,500			\$1,500
<b>Green Valley</b>		<b>\$4,000</b>		<b>\$4,000</b>
Green Valley's Got Talent		\$4,000		\$4,000
<b>Oro Valley</b>		<b>\$20,250</b>		<b>\$20,250</b>
Dancesequences Inc.		\$8,750		\$8,750
Oro Valley Theatre CO.		\$7,500		\$7,500
Tucson Concert Band		\$4,000		\$4,000
<b>Sahuarita</b>	<b>\$1,500</b>			<b>\$1,500</b>
Carlos Solorzano	\$1,500			\$1,500

COUNTY/City/Grantee	ATF	GENERAL	LOCALS	TOTAL	COUNTY/City/Grantee	ATF	GENERAL	LOCALS	TOTAL
<b>Tucson</b>	<b>\$136,102</b>	<b>\$1,264,850</b>	<b>\$68,666</b>	<b>\$1,469,618</b>	Chax Press Inc.		\$10,200		\$10,200
Adia Jammille Olguin			\$1,500	\$1,500	Children's Museum Tucson		\$40,000		\$40,000
Alpha Foundation		\$7,500		\$7,500	CITY Center for Collabora- tive Learning	\$7,394			\$7,394
Amanda Meeks	\$1,500			\$1,500	City Psalms	\$5,145			\$5,145
Amber Doe			\$5,000	\$5,000	Civic Orchestra of Tucson		\$4,000		\$4,000
Angelica Delashmette Hurst	\$1,500			\$1,500	Claire Gaylord	\$1,160			\$1,160
Aprender y Jugar Language Program	\$7,300			\$7,300	Dancing In The Streets Arizona	\$5,000			\$5,000
Arizona Early Music Society		\$12,000		\$12,000	David Dearmore	\$600			\$600
Arizona Friends of Cham- ber Music	\$6,715			\$6,715	Derrais Carter			\$5,000	\$5,000
Arizona Repertory Singers		\$16,000		\$16,000	Desert Voices Chorus		\$5,625		\$5,625
Arizona Theatre Company		\$40,000		\$40,000	Diana Moeller	\$1,500			\$1,500
Arts Express Inc		\$31,050		\$31,050	Dina Delaney			\$1,500	\$1,500
Arts Foundation for Tucson and Southern Arizona		\$40,000		\$40,000	DREAM School		\$8,400		\$8,400
Ballet Tucson		\$24,000		\$24,000	Esperanza Dance Project		\$8,750		\$8,750
Barbea Williams Perform- ing Company	\$5,000			\$5,000	Eugene Jars	\$650			\$650
Bea Velazquez Morales			\$5,000	\$5,000	Fox Tucson Theatre		\$30,000		\$30,000
Bill Mackey	\$1,500			\$1,500	Gabb Schivone	\$1,498			\$1,498
Bin Hu	\$1,500		\$5,000	\$6,500	George Phar Legler Society		\$12,000		\$12,000
Borderlands Theatre		\$24,150		\$24,150	Haas			\$1,500	\$1,500
Capoeira Institute South- west		\$5,625		\$5,625	Invisible Theatre		\$24,150		\$24,150
Carl Eugene Smith			\$1,500	\$1,500	Isadora Hale			\$5,000	\$5,000
Carolina Caples	\$1,500			\$1,500	Jesse Greenwood	\$1,485			\$1,485
Charlotte Adams	\$1,500			\$1,500	Johanna Lundy			\$5,000	\$5,000
					Jorge Ruiz			\$1,500	\$1,500
					Justin Curry	\$1,230			\$1,230
					Kaitlyn Smith	\$1,500			\$1,500
					Katherine Joan Cooper			\$1,500	\$1,500

COUNTY/City/Grantee	ATF	GENERAL	LOCALS	TOTAL	COUNTY/City/Grantee	ATF	GENERAL	LOCALS	TOTAL
Katie Baird			\$5,000	\$5,000	Rachel Brown	\$1,500			\$1,500
KXCI		\$40,000		\$40,000	Red Herring Puppets		\$7,500		\$7,500
Lead Guitar		\$31,050		\$31,050	Reveille Gay Men's Chorus		\$18,000		\$18,000
Leaps for Lives Dance Company		\$4,000		\$4,000	Sadie bat Kalman	\$1,500			\$1,500
Leigh Mileur	\$1,500			\$1,500	Safos Dance Theatre		\$12,000		\$12,000
Lex Gjurasic			\$5,000	\$5,000	Sonoran Glass School		\$31,500		\$31,500
Literacy Connects		\$24,150		\$24,150	Sons of Orpheus		\$5,625		\$5,625
Live Theatre Workshop		\$30,000		\$30,000	Sophia McTear			\$5,000	\$5,000
Living Streets Alliance	\$5,000			\$5,000	Southern Arizona Arts and Cultural Alliance		\$30,000		\$30,000
Loft Cinema, Inc.		\$40,000		\$40,000	Southern Arizona Blues Heritage Foundation		\$5,000		\$5,000
Lorin Lee Labardee	\$1,500			\$1,500	Southern Arizona Sympho-ny Orchestra		\$30,000		\$30,000
Lydia Paar			\$1,500	\$1,500	Southern Arizona Watercol-or Guild		\$8,400		\$8,400
Many Mouths One Stomach		\$10,200		\$10,200	Southwest Folklife Alliance		\$150,000*		\$150,000
Mariana González Jáuregui Prida	\$1,500			\$1,500	Splinter Art		\$12,000		\$12,000
Melissa Schwindenhammer			\$1,500	\$1,500	Stephanie Fields			\$1,495	\$1,495
Miguel Perez	\$1,500			\$1,500	Susanna Battin			\$5,000	\$5,000
Mireya Quiroz	\$1,500			\$1,500	The Drawing Studio, Inc.		\$30,000		\$30,000
Museum of Contemporary Art - Tucson	\$7,500			\$7,500	The Helios Ensemble		\$7,500		\$7,500
Nafeesa Hunter			\$1,471	\$1,471	The Mini Time Machine		\$31,050		\$31,050
Nicole Borchaloui			\$1,500	\$1,500	The Multivrs Is Illuminated	\$7,500			\$7,500
Ocotillo Literary Endeavors	\$5,000			\$5,000	The Scoundrel and Scamp		\$24,150		\$24,150
Odaiko Sonora		\$7,500		\$7,500	Tohono O'odham Nation		\$5,625		\$5,625
Old Pueblo Playwrights	\$3,928			\$3,928	True Concord Voices & Orchestra		\$30,000		\$30,000
Olivia Hrouda			\$700	\$700					
Owl & Panther	\$7,500			\$7,500					
POG Inc.		\$5,000		\$5,000					

\* Indicates funds drawn from NEA State Partnership Agreement designated for support of folk & traditional art. For more information, see page 11.



COUNTY/City/Grantee	ATF	GENERAL	LOCALS	TOTAL
Tucson Arizona Boys Chorus		\$20,000		\$20,000
Tucson Chinese Cultural Center		\$7,500		\$7,500
TEAS		\$5,000		\$5,000
Tucson Girls Chorus		\$24,150		\$24,150
Tucson Jazz Festival	\$5,000			\$5,000
Tucson Kitchen Musicians Association	\$5,000			\$5,000
Tucson Museum of Art and Historic Block		\$40,000		\$40,000
Tucson Pops Orchestra		\$16,000		\$16,000
Tucson Symphony		\$40,000		\$40,000
Tucson Youth Music		\$18,000		\$18,000
University of Arizona Poetry Center		\$80,000*		\$80,000
Unscrewed Theater		\$16,000		\$16,000
Utterback Middle School	\$7,500			\$7,500
Warehouse Arts Management Organization		\$12,000		\$12,000
Yoemem Tekia	\$7,500			\$7,500
Yume Japanese Gardens		\$5,000		\$5,000
Yvonne Montoya			\$1,500	\$1,500
YWCA Southern Arizona	\$7,497			\$7,497
Zena Proa	\$1,500			\$1,500
ZUZI Inc		\$7,500		\$7,500

\* Indicates funds drawn from NEA State Partnership Agreement designated for administration of Poetry Out Loud program in Arizona schools.

COUNTY/City/Grantee	ATF	GENERAL	LOCALS	TOTAL
<b>PINAL</b>	<b>\$24,030</b>	<b>\$19,000</b>	<b>\$31,500</b>	<b>\$74,530</b>
<b>Apache Junction</b>	<b>\$5,520</b>			<b>\$5,520</b>
Sara Vander Wall	\$520			\$520
Superstition Mountain Museum	\$5,000			\$5,000
<b>Eloy</b>	<b>\$5,000</b>			<b>\$5,000</b>
Corazon De Latinos Unidos	\$5,000			\$5,000
<b>Florence</b>	<b>\$5,000</b>			<b>\$5,000</b>
Pinal County Historical Museum	\$5,000			\$5,000
<b>Gold Canyon</b>	<b>\$1,010</b>	<b>\$7,500</b>	<b>\$10,000</b>	<b>\$18,510</b>
Gold Canyon Arts Council		\$7,500	\$10,000	\$17,500
Mary Meyer	\$1,010			\$1,010
<b>Kearny</b>			<b>\$10,000</b>	<b>\$10,000</b>
Arizona Rural Arts Foundation			\$10,000	\$10,000
<b>Maricopa</b>		<b>\$4,000</b>	<b>\$6,500</b>	<b>\$10,500</b>
Debra Kay			\$5,000	\$5,000
Maricopa ARTS Council		\$4,000		\$4,000
Tricey Wilks			\$1,500	\$1,500
<b>Oracle</b>	<b>\$7,500</b>	<b>\$7,500</b>	<b>\$5,000</b>	<b>\$20,000</b>
Barbara Kemp Cowlin			\$5,000	\$5,000
Oracle Piano Society	\$7,500			\$7,500
Triangle L Art Ranch		\$7,500		\$7,500
<b>SANTA CRUZ</b>	<b>\$6,685</b>	<b>\$42,100</b>		<b>\$48,785</b>
<b>Elgin</b>		<b>\$8,400</b>		<b>\$8,400</b>
The Canelo Project		\$8,400		\$8,400

COUNTY/City/Grantee	ATF	GENERAL	LOCALS	TOTAL
<b>Nogales</b>	<b>\$6,685</b>	<b>\$7,500</b>		<b>\$14,185</b>
Border Youth Tennis Exchange		\$7,500		\$7,500
Sedgwick Family Found.	\$6,685			\$6,685
<b>Patagonia</b>		<b>\$10,200</b>		<b>\$10,200</b>
Patagonia Creative Arts		\$10,200		\$10,200
<b>Tubac</b>		<b>\$16,000</b>		<b>\$16,000</b>
Tubac Center for the Arts		\$16,000		\$16,000
<b>YAVAPAI</b>	<b>\$26,600</b>	<b>\$248,850</b>	<b>\$31,980</b>	<b>\$307,430</b>
<b>Camp Verde</b>			<b>\$980</b>	<b>\$980</b>
Amanda Gagnon			\$980	\$980
<b>Clarkdale</b>	<b>\$5,600</b>			<b>\$5,600</b>
Art in the Clark	\$5,600			\$5,600
<b>Cottonwood</b>			<b>\$10,000</b>	<b>\$10,000</b>
Old Town Center for the Arts			\$10,000	\$10,000
<b>Prescott</b>	<b>\$13,000</b>	<b>\$87,150</b>	<b>\$5,000</b>	<b>\$105,150</b>
Arizona Philharmonic		\$12,000		\$12,000
Cy Adams	\$1,500			\$1,500
Cynthia Daddona	\$1,500			\$1,500
Highlands Center for Natural History	\$5,000			\$5,000
Museum of Indigenous People		\$24,150		\$24,150
Prescott Chamber of Commerce	\$5,000			\$5,000
Prescott Chorale, Inc.		\$5,000		\$5,000
Sharlot Hall Museum		\$30,000		\$30,000
William Bryant			\$5,000	\$5,000
Yavapai Symphony		\$16,000		\$16,000

COUNTY/City/Grantee	ATF	GENERAL	LOCALS	TOTAL
<b>Prescott Valley</b>			<b>\$10,000</b>	<b>\$10,000</b>
Prescott Valley Performing Arts			\$10,000	\$10,000
<b>Sedona</b>	<b>\$8,000</b>	<b>\$161,700</b>	<b>\$6,000</b>	<b>\$175,700</b>
Arts Academy of Sedona		\$10,200		\$10,200
Brandon Parks-Decker	\$1,500			\$1,500
Chamber Music Sedona		\$16,000		\$16,000
Emerson Theater Collaborative		\$16,000		\$16,000
Gardens for Humanity		\$7,500		\$7,500
Michael Kollwitz	\$1,500		\$6,000	\$7,500
Sedona Arts Center		\$40,000		
Sedona Arts Festival		\$16,000		\$16,000
Sedona International Film Festival & Workshop		\$40,000		\$40,000
The Sacred G's LTD	\$5,000			\$5,000
Verde Valley Sinfonietta		\$16,000		\$16,000
<b>YUMA</b>	<b>\$13,932</b>	<b>\$43,500</b>	<b>\$10,000</b>	<b>\$67,432</b>
<b>Somerton</b>	<b>\$6,540</b>			<b>\$6,540</b>
Cocopah Indian Tribe	\$6,540			\$6,540
<b>Yuma</b>	<b>\$7,392</b>	<b>\$43,500</b>	<b>\$10,000</b>	<b>\$60,892</b>
Arizona Western College	\$7,392			\$7,392
Ballet Yuma		\$12,000		\$12,000
Children's Museum of Yuma County		\$24,000		\$24,000
Yuma County Arts Alliance			\$10,000	\$10,000
Yuma Orchestra		\$7,500		\$7,500
<b>GRAND TOTAL</b>	<b>\$520,228</b>	<b>\$4,711,375</b>	<b>\$336,671</b>	<b>\$5,568,274</b>

# FISCAL YEAR 2023 GRANT REVIEW PANELISTS

Applications for Arizona Commission on the Arts funding are evaluated through a rigorous panel review process. These panels include community leaders, local businesspeople, artists, arts administrators, and educators from diverse geographic, artistic, and cultural/ethnic communities of Arizona.

## LIFELONG ARTS ENGAGEMENT GRANTS

Mollie Heiden  
Angelina Ramirez  
Julie Richard  
Antionette Robinson  
Cynthia Standley  
Lisa Ann Swanson  
Koryn Woodward

## YOUTH ARTS ENGAGEMENT GRANTS

Malcom Barrios  
Chesed Chap  
Imogen Rose Chiasson  
Noemy Esparza-Isaacson  
Hunter Hazelton  
Ayesha Ismail  
Yurika Isoe  
Venus-Tyané Kuya  
Laura Rose Mack  
Adriana Martinez  
Laura Marie Meador  
Justinne Taylor Moschetti  
Sedona Ortega  
Angelina Ramirez  
Eva Sierra  
Sarah Hui Ying Tan  
Joy Young

## ARTIST OPPORTUNITY GRANTS

Katherine Joan Cooper  
Paco José Madden  
Bruce Nelson  
Shawnte Orion  
Therosia Reynolds  
Esteban Rosales

## RESEARCH & DEVELOPMENT GRANTS

Gretchen Baer  
Coley Curry  
Debra Edgerton  
Amanda Meeks  
Ruby Morales  
Ernesto Ortiz  
Alice Hatcher Ritscherle  
Cynthia Stokes  
Alisha Vasquez

## FESTIVAL GRANTS

Naquana Borrero  
Elena Canez  
Rebecca Daggett  
Darvin Descheny  
Wren Goblirsch  
Melissa Rushin Irr  
Elisabeth Jacqueline  
Leslie J Kang Kim  
LaRiche Lamar  
Luisa Santos Martinez  
Monica Nuvamsa  
Paula Ortega  
Camilla Ross  
Larry Sandigo  
James Yih

## CREATIVE CAPACITY GRANTS

Maddie Adams  
Renee Aguilar  
Barbara Ahmann  
Terry Benelli  
Velma Kee Craig  
Amber Doe  
Thomas Foster  
Danielle Foushée  
Alana Hernandez  
Eula Liane Hernandez  
Abigail Hungwe  
Lawrence Lenhart  
Melody Lewis  
Jason Macoviak  
Desirée Maultsby  
Laurie McKenna  
Katharine Len Yee Mitchell  
Ruben Moreno  
Tanya Nuñez  
Gionni Ponce  
Matthew Charles Rolland  
Stephanie Rosenberg  
Robert Ragnar Samuelson  
Denice Shepherd  
Angela Storey  
Ann Wilkinson  
Diana YazzieDevine  
Richard Ysmael





## FUNDING SUMMARY, 1967 - 2023

Fiscal Year	Federal Basic State Grant	Additional Federal Grants	State Community Service Grants	Arts Trust Fund	State Operating Funds	Endowment	Total Local/Other	Federal and State
1966-67	12,053	25,000						37,053
1967-68	39,383							39,383
1968-69	30,909							30,909
1969-70	36,363				23,561			59,924
1970-71	75,377	7,500			24,593			101,470
1971-72	101,320	55,800			27,805			184,925
1972-73	127,250	58,157			51,469			236,876
1973-74	150,000	65,183			68,700			283,883
1974-75	200,000	126,360			82,500			408,860
1975-76	205,000	157,844			86,700			449,544
1976-77	205,000	190,218			98,400			493,618
1977-78	215,000	258,482	41,000		130,300			644,782
1978-79	266,900	496,767	60,000		159,600			983,267
1979-80	275,000	413,953	60,000		173,200			922,153
1980-81	275,000	270,906	60,000		203,600			809,506
1981-82	309,625	135,200	150,000		283,500			878,725
1982-83	282,700	129,910	125,000		294,100			831,710
1983-84	295,500	143,755	120,000		306,000			865,255
1984-85	363,800	140,400	280,900		335,704			1,120,804
1985-86	363,800	145,500	632,300		378,057			1,519,657
1986-87	355,300	145,600	732,300		408,100			1,641,300
1987-88	371,000	140,200	883,400		435,824			1,830,424
1988-89	376,000	159,800	1,063,400		490,600			2,089,800
1989-90	380,000	168,442	1,102,500	705,250	467,900		171,216	2,995,308
1990-91	357,642	218,793	1,021,000	968,300	491,500		166,881	3,224,116
1991-92	476,000	217,600	859,100	971,102	486,800		112,649	3,123,251
1992-93	470,000	470,898	836,100	970,000	469,200		122,000	3,338,198
1993-94	497,000	466,800	775,000	1,068,900	483,600		222,900	3,514,200

Fiscal Year	Federal Basic State Grant	Additional Federal Grants	State Community Service Grants	Arts Trust Fund	State Operating Funds	Endowment	Total Local/Other	Federal and State
1994-95	483,000	358,600	975,000	1,078,700	517,600		165,200	3,578,100
1995-96	470,000	378,137	975,000	1,078,700	536,000		192,500	3,630,337
1996-97	332,000	295,700	975,000	1,512,400	551,100		78,700	3,255,100
1997-98	488,000	85,000	1,375,000	1,200,000	575,200		47,000	3,770,200
1998-99	*567,400	37,176	1,775,000	1,199,700	585,371	88,599	192,264	4,445,507
1999-00	*566,575	30,927	1,775,000	1,299,435	590,900	227,796	309,456	4,800,089
2000-01	*523,615	45,347	1,775,000	1,360,965	601,100	387,751	630,808	5,324,586
2001-02	*575,418	32,300	1,774,600	1,465,395	598,500	304,617	164,783	4,915,613
2002-03	**665,500	5,700	1,542,700	1,453,335	530,600	178,919	429,515	4,806,269
2003-04	**666,600	0	1,263,349	1,589,490	537,751	244,016	625,299	4,926,505
2004-05	**689,962	0	1,263,100	1,609,365	555,100	272,208	520,165	4,909,900
2005-06	**663,730	17,705	1,266,884	1,623,324	580,816	314,350	368,716	4,867,655
2006-07	**643,155	39,800	1,263,100	1,719,314	625,000	541,772	466,742	5,298,883
2007-08	**708,400	87,000	1,363,100	1,760,010	667,600	1,000,134	68,524	5,654,769
2008-09	**806,900	0	860,800	1,343,775	359,421	396,875	129,889	3,897,660
2009-10	*863,400	273,200	287,700	1,431,060	537,800	141,133	85,996	3,620,289
2010-11	*938,600	0	72,600	1,593,105	607,500	4,130	45,568	3,261,503
2011-12	*858,300	0	150,326	1,397,220	0	0	0	2,405,846
2012-13	*807,200	0	86,704	1,479,270	0	0	0	2,373,174
2013-14	*756,000	0	1,080,800	1,453,605	0	0	5,000	3,295,405
2014-15	*791,300	0	1,135,581	1,441,640	0	0	5,000	3,695,031
2015-16	*797,900	0	238,816	1,416,780	0	0	2,500	2,455,996
2016-17	*833,000	0	1,500,000	1,374,930	0	0	353,301	4,061,231
2017-18	*821,600	0	1,500,000	1,321,785	0	0	733,851	4,377,236
2018-19	*830,800	0	2,000,000	1,164,920	0	0	796,643	4,792,363
2019-20	*841,400	0	2,200,000	1,101,780	0	0	371,198	4,514,378
2020-21	*873,000	487,700	2,000,000	1,349,040	0	0	303,767	5,013,507
2021-22	*942,732	852,900	2,000,000	1,440,585	0	0	299,117	5,535,334
2022-23	*1,008,9332		5,000,000	1,250,790	0	0	322,800	7,581,922

\*Includes Basic State Grant, Arts Education, Underserved. \*\*Includes Basic State Grant, Arts Education, Underserved, Challenge America.



# PHOTO CREDITS

## Front cover

*(clockwise from top left) Visitors at Mesa Arts Center's annual Dia de los Muertos event. Photo by Slavin Gujic, courtesy of Mesa Arts Center.*

*Adult Physically Integrated Dance Company JCC Performance. Photo courtesy of Arts for All, Inc.*

*Young guests enjoy an exhibit at the Musical Instrument Museum. Photo courtesy of the Musical Instrument Museum.*

*Residents of Douglas celebrate the completion of a new community mural. Photo by German Padilla, courtesy of Border Arts Corridor.*

*Aerialists perform at TILT 2018 in Flagstaff. Photo by Jake Bacon, courtesy Dark Sky Aerial.*

*Ballet Folklorico del Sol at Fiesta Patrias in Eloy. Photo courtesy of Corazon de Latinos Unidos.*

## Inside front cover

*Fantastic Planet installation at Mesa Arts Center, May 2018. Photo by Slaven Gujic, courtesy of Mesa Arts Center.*

## Page 10

*Participants in public programming presented by the Arizona Commission on the Arts. Photos by Alonso Parra.*

## Page 11

*Recipients of Southwest Folklife Alliance's Master-Apprentice Award: Joanne Hunter, Adrian Perez, and Barbara Teller. Photos by Stephen Meckler, courtesy of Southwest Folklife Alliance.*

## Page 13

*The violin section of ProMusica, photo by Azy Scotten Photography, courtesy of ProMusica.*

## Page 14

*42nd Annual Prescott Bluegrass Festival, Photo courtesy Prescott Chamber of Commerce.*

## Page 15

*Top: Young participant in a youth arts program. Photo courtesy Free Arts for Abused Children of Arizona.*

*Bottom: A Tucson high school student learns glass blowing at Sonoran Glass School. Photo by Nick Letson, courtesy Sonoran Glass School.*

## Page 16-17

*Julie Anand, photo by Julie Anand; Katie Baird, photo by Mindi Acosta; Susanna Battin, photo by Erik Schmahl; William Bryant, photo by Adrienne Reynolds; Derrais Carter, photo by Derrais Carter; Amber Doe, photo by Liz Duncan; Noemy Esparza-Isaacson; Mary Fitzgerald, photo by Fred Darsow; Flor de Nopal; Lex Gjurasic, photo by Victoria Ramirez Hamilton; Estephania González, photo by John Joe; Isadora Hale, photo by Summer Hale; Chris Hamby, photo by Paul Pedersen; Eugenia Hernandez-Ruiz; Bin Hu; Andrew Dana Hudson, photo by Thea Boodhoo; Debra Kay, photo by Debra Kay; Barbara Kemp Cowlin, photo by James Cowlin; Michael Kollwitz, photo by Lisa Garrett; Hila Lanciano; Alan Lewine, photo by MariAne Kooistra; Johanna Lundy; Sophie McTear, photo by Tobias Hodges; Seth Muller, photo by Seth Muller; Jennie Rhodes, photo by Kendyl Hawkins; Rebecca Ross, photo by Paul Morris; Safwat Saleem, photo by Deanna Dent; Molly W. Schenck, photo by Justin Russell; Diani Shepherd, photo by Kyra N. Trent; Erin Taylor; Dallas Teat, photo by Carol Jenkins; Kris Ann Valdez, photo by Kaylee Chelsea Photography; Matthew Windham, photo by Essie Windham; Lia Woodall, photo by Mimi Snow*

## Page 32

*Ballet Yuma dancers perform "Fortitude" choreographed by BY dancer Lily Cong. Photo by Scott Martinez courtesy Ballet Yuma.*

## Back cover

*Residents of Douglas celebrate the completion of a new community mural. Photo by German Padilla, courtesy of Border Arts Corridor.*

**ARIZONA**



# COMMISSION ON THE **ARTS**

417 West Roosevelt Street


Phoenix, AZ 85003-1326

(602) 771-6501

(602) 256-0282 fax

[info@azarts.gov](mailto:info@azarts.gov)

[www.azarts.gov](http://www.azarts.gov)



**NATIONAL  
ENDOWMENT** for the **ARTS**

---

[arts.gov](http://arts.gov)

To request this or any other agency publication in an alternative format, contact the Arizona Commission on the Arts at (602) 771-6501 or [info@azarts.gov](mailto:info@azarts.gov).





**ARIZONA COMMISSION ON THE ARTS**

(602) 771-6501 | [info@azarts.gov](mailto:info@azarts.gov) | [www.azarts.gov](http://www.azarts.gov)

To request this or any other agency publication in an alternative format, contact the Arizona Commission on the Arts at (602) 771-6501 or [info@azarts.gov](mailto:info@azarts.gov).