

2021 ARTS EDUCATION DATA PROJECT ARIZONA

Prepared by Quadrant Research, the Arts Education Data Project Arizona Executive Summary Report features analysis of school enrollment data self-reported each year by schools across the state, both traditional public schools and charter, grades pre-K through 12, from the 2013-14 school year up through 2020-21.

Below are some key insights provided by the report.

Arizona's K-12 Education Universe

2,092 schools

1.1 million students

Comparison Factors

School Configuration

Elementary

Middle

High School

School Type

Traditional public

Charter

Locale

City

Suburb

Town

Rural

Free and reduced-price lunch eligibility

Low (25% or less of student population)

Mid-low (25.1% - 50%)

Mid-high (50.1% - 75%)

High (more than 75%)

Race/Ethnicity

Gender

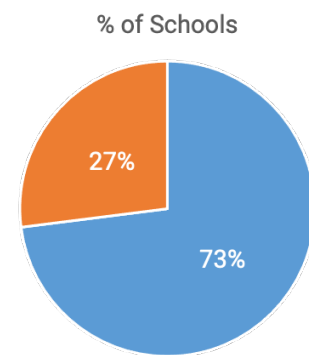
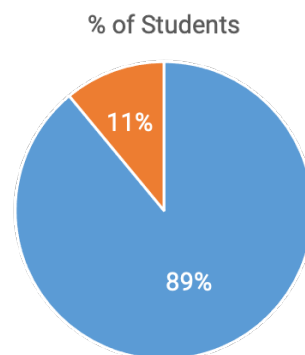
Special Education

English Language Learner Status

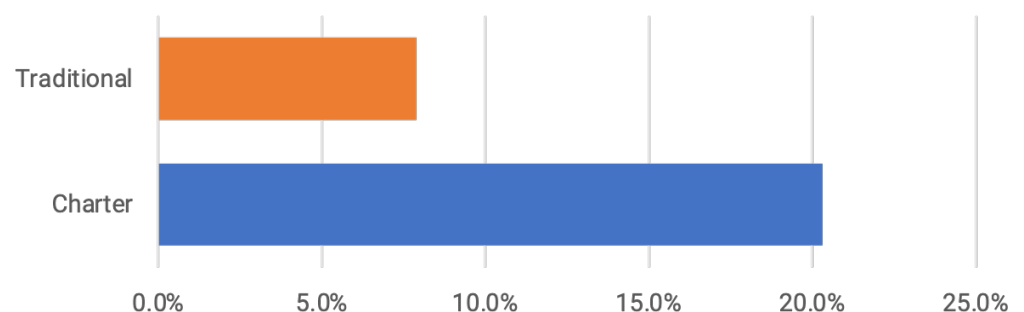
Access to Arts Courses

"Access" is the lowest threshold measure for arts education. It is used to determine if a school offers at least one arts discipline with any student enrollment. This only indicates presence of program, not breadth, and is used primarily to determine where schools may be operating without arts instruction.

- In 2021, 89% of the state's 1.1 million students had access to one or more arts disciplines in schools. This represents 73% of schools offering at least one art form.




- Though required by state education code, only 60% of schools provide access to both music and visual arts courses.
- 10.5% of students did not have access to any arts instruction. This is an improvement over the prior year's rate of 11.6%.
- Among students attending charter schools, 20.1% have no access to arts courses. Only 7.9% of students attending traditional schools lack access to any arts courses.



Explore the data!

The full data set on arts education access and participation in Arizona is available to explore through an easy-to-use interactive online dashboard. Scan the QR Code below with your phone or visit azarts.gov/azartsed-explorer/



This document features highlights from the

Arts Education Data Project Arizona Executive Summary

a publication of

State Education Agency
Directors of Arts Education

Quadrant Research

Arizona Department of
Education

Arizona Commission on the Arts

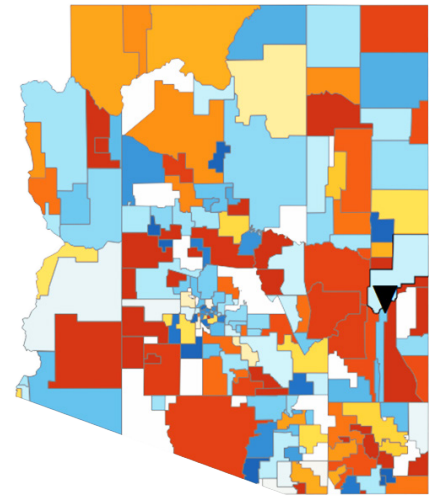
Arizona Citizens for the Arts

March 2022

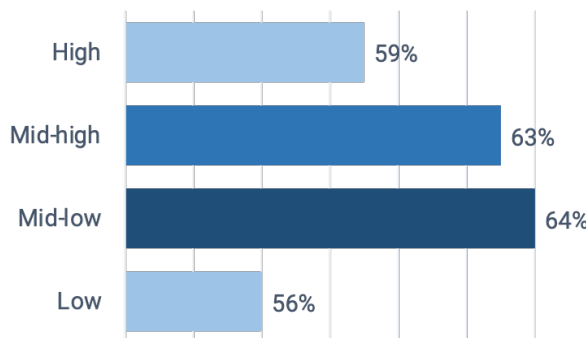
Enrollment in Arts Courses

Enrollments indicates the proportion of all students that are enrolled in at least one arts course.

- In 2021, 60% of all students (nearly 643,000) were enrolled in arts education courses.
- Schools in mid-sized and large suburbs had the highest average arts participation rate (66%); schools in rural remote locales had the lowest rate (40%).
- The arts participation rate was highest in schools where the majority of students are of "Other" race/ethnicity (63%) and was lowest in majority-White schools (42%).
- Arts enrollment is higher in schools where more students are eligible for the free and reduced-price lunch (FRPL) program.



% of student enrollment by school district.



% of students enrolled in arts courses by school's FRPL eligibility level.

The high-to-low ranking system used here reflects the % of a school's students who qualify for FRPL. Schools designated "low" have fewer students who qualify.

*Low: <25.0% of students
Mid-low: 25.1% to 50.0%
Mid-high: 50.1% to 75.0%
High: >75.0% of students*

The following chart highlights where enrollment in arts education is highest and lowest based on specific characteristics:

Characteristic	Highest Enrollment Rates	Lowest Enrollment Rates
Configuration	Mixed Grade Levels (67%)	High Schools (37%)
Type	Traditional (61%)	Charter (55%)
Locale	Suburbs (66%)	Rural (54%)
Discipline	Music (43%)	Dance (2%)